




10ft Tent 100% size template

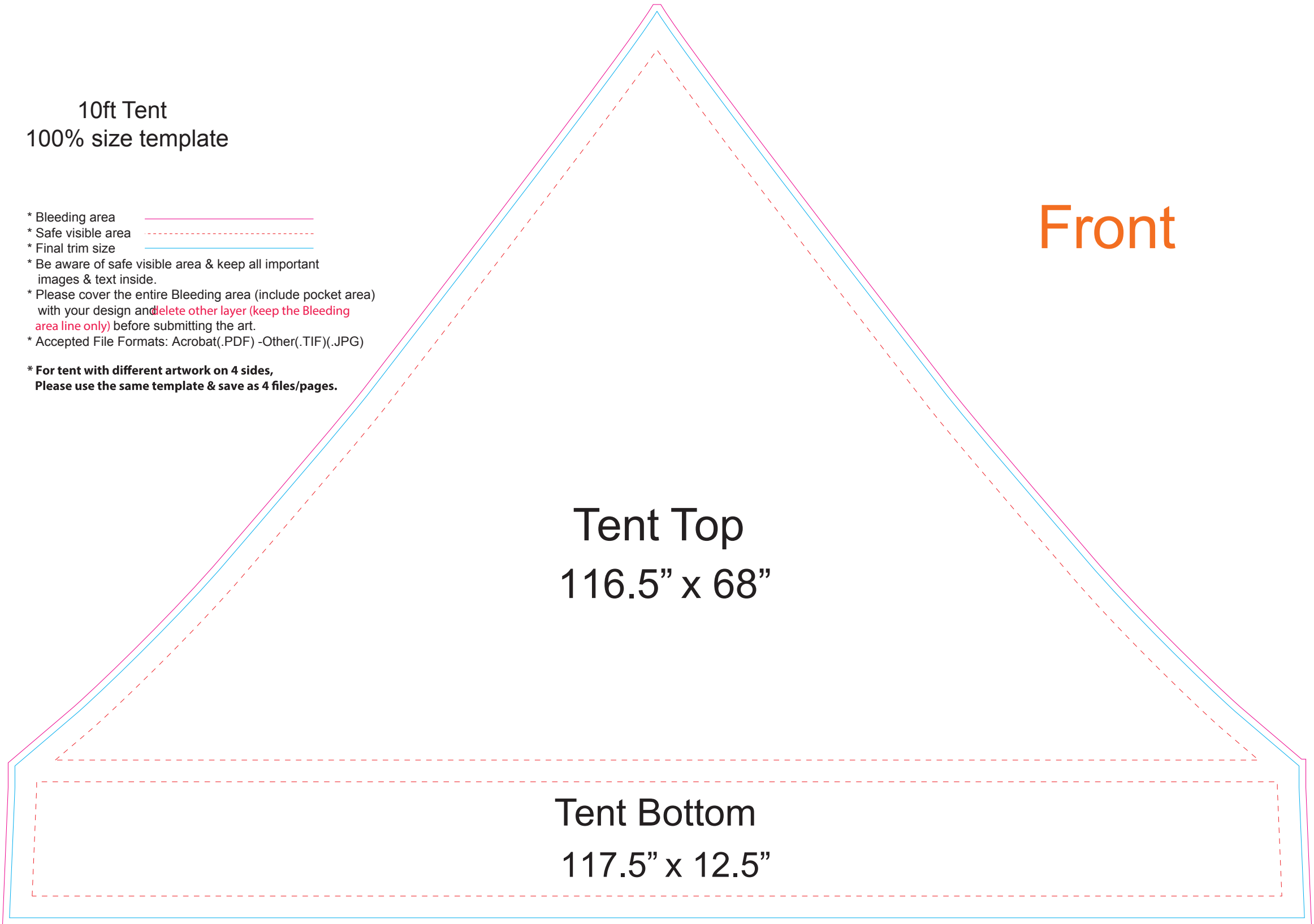
- * Bleeding area 
- * Safe visible area 
- * Final trim size 
- * Be aware of safe visible area & keep all important images & text inside.
- * Please cover the entire Bleeding area (include pocket area) with your design and **delete other layer (keep the Bleeding area line only)** before submitting the art.
- * Accepted File Formats: Acrobat(.PDF) -Other(.TIF)(.JPG)

- * **For tent with different artwork on 4 sides,
Please use the same template & save as 4 files/pages.**




Front

Tent Top
116.5" x 68"

Tent Bottom
117.5" x 12.5"



10ft Tent 100% size template

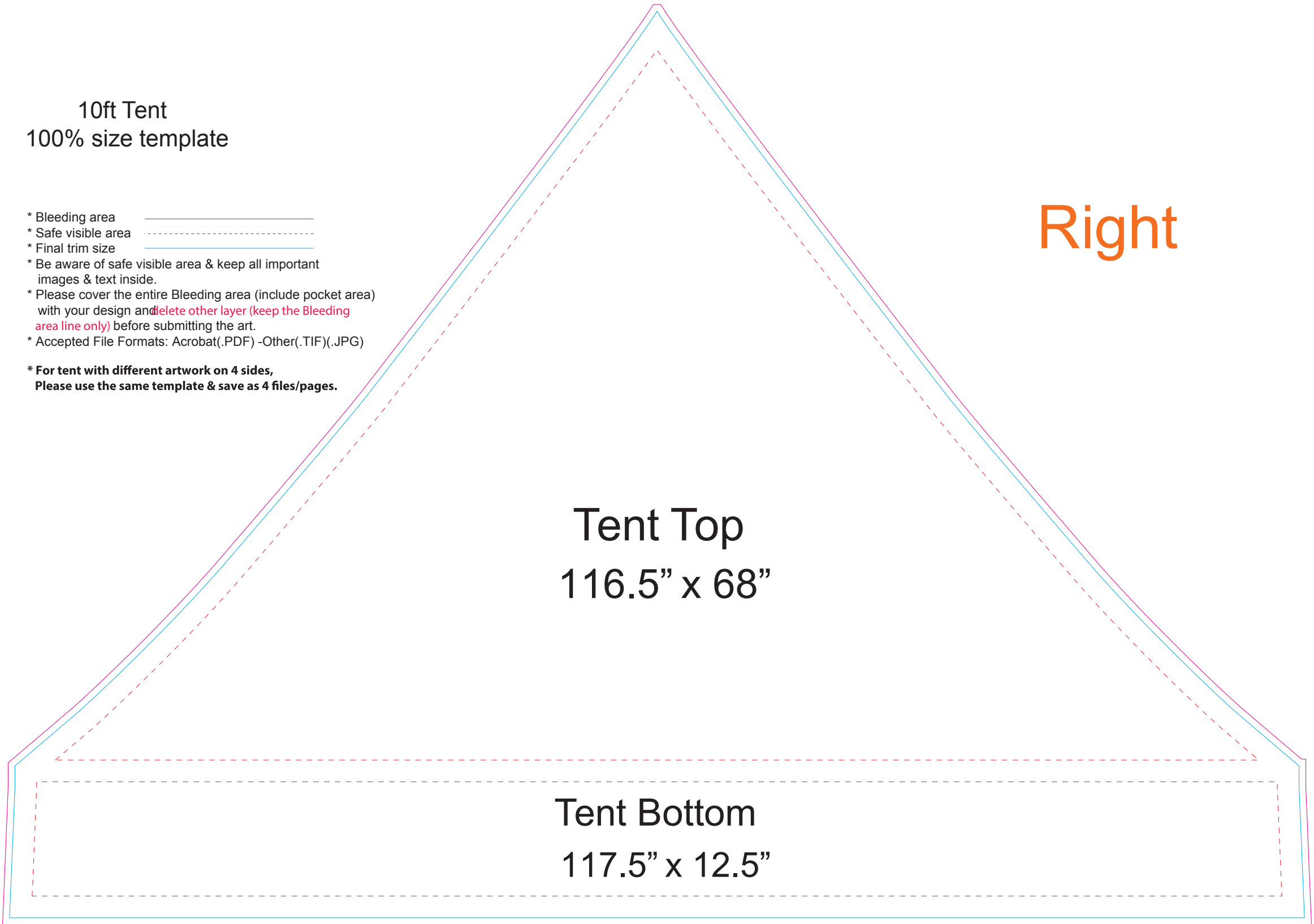
- * Bleeding area 
- * Safe visible area 
- * Final trim size 
- * Be aware of safe visible area & keep all important images & text inside.
- * Please cover the entire Bleeding area (include pocket area) with your design and **delete other layer (keep the Bleeding area line only)** before submitting the art.
- * Accepted File Formats: Acrobat(.PDF) -Other(.TIF)(.JPG)

- * **For tent with different artwork on 4 sides,
Please use the same template & save as 4 files/pages.**




Right

Tent Top
116.5" x 68"

Tent Bottom
117.5" x 12.5"



10ft Tent 100% size template

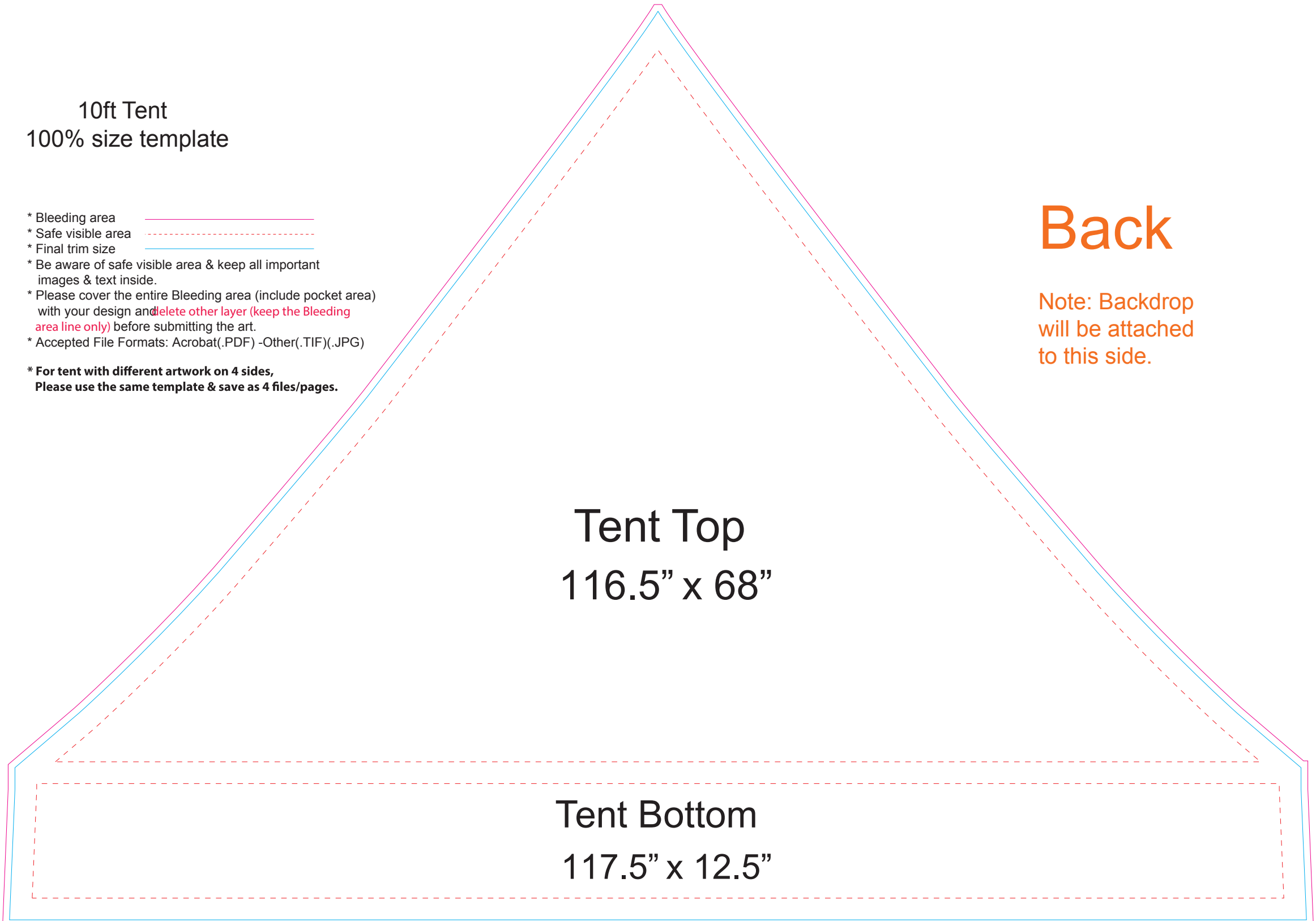
- * Bleeding area 
- * Safe visible area 
- * Final trim size 
- * Be aware of safe visible area & keep all important images & text inside.
- * Please cover the entire Bleeding area (include pocket area) with your design and **delete other layer (keep the Bleeding area line only)** before submitting the art.
- * Accepted File Formats: Acrobat(.PDF) -Other(.TIF)(.JPG)
- * **For tent with different artwork on 4 sides, Please use the same template & save as 4 files/pages.**

Back




Note: Backdrop
will be attached
to this side.

Tent Top
116.5" x 68"

Tent Bottom
117.5" x 12.5"



10ft Tent 100% size template

- * Bleeding area 
- * Safe visible area 
- * Final trim size 
- * Be aware of safe visible area & keep all important images & text inside.
- * Please cover the entire Bleeding area (include pocket area) with your design and **delete other layer (keep the Bleeding area line only)** before submitting the art.
- * Accepted File Formats: Acrobat(.PDF) -Other(.TIF)(.JPG)
- * **For tent with different artwork on 4 sides, Please use the same template & save as 4 files/pages.**

Left

Tent Top
116.5" x 68"

Tent Bottom
117.5" x 12.5"

